

## **How To Create A Parent Portal Account**

**Parent Portal Activations-** Forsyth County Schools sends an email to parents (to their email address on file) that do not have a Parent Portal account established every Monday. This email provides a web link to set up your account. The link is active for 2 days. Please check your Spam/Junk folder if you have not received an email.

If you have not received an email, you may contact your child's school to ensure the correct information is on file. If the correct information is not on file, they will advise you on how to update your information so that you will receive an activation email.

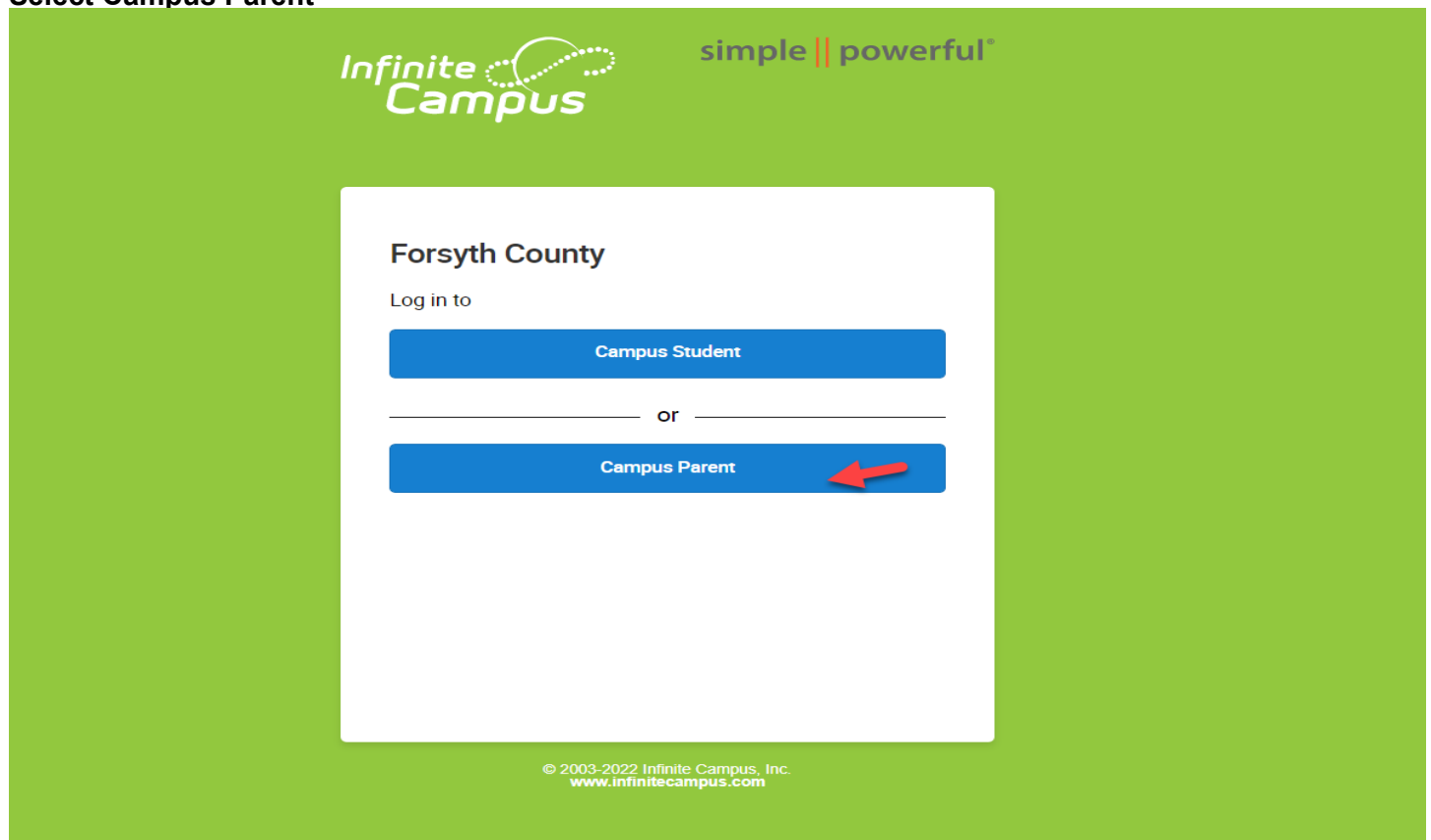
**Parent Portal Resets-** If you are locked out or cannot remember your Parent Portal username and/or password, please contact your child's school or go to your child's school with valid picture ID and they will assist you with a temporary password. Upon login, you will be directed to create a permanent password.

If you are unable to go to your child's school, you may come to the Student Information Systems Department located at 1140 Dahlonega Hwy Cumming, GA 30040 with valid photo id.

**To access Parent Portal, please go to:** [www.forsyth.k12.ga.us](http://www.forsyth.k12.ga.us)

Once you have your activation key, click on Parent Portal under Popular Links

### **Select Campus Parent**



**Infinite Campus** simple || powerful

**Forsyth County**

Log in to


Campus Student

or

Campus Parent

© 2003-2022 Infinite Campus, Inc.  
www.infinitecampus.com

## Select New User



Campus Parent

### Forsyth County

Single Sign-On (SSO)

\_\_\_\_\_ or \_\_\_\_\_

Parent Username

Password

Log In

[Forgot Password?](#) [Forgot Username?](#) [Help](#)

[Log in to Campus Student](#)

\_\_\_\_\_ or \_\_\_\_\_

[New User?](#)

### Announcements

**Monday 08/17/2020**  
Please [\(click here\)](#) for Parent Portal instructions and navigation assistance.

**Friday 05/08/2020**

If you do not have a Parent Portal account please follow these steps:


1. Please go to your child's current school with your picture identification to request or write a letter requesting that your activation key be emailed to you. The letter must contain your original signature, child(ren)'s name(s), email address, and a copy of your valid picture id. You may upload [\(Click Here for the Secure Parent Portal Document Upload\)](#) the letter with attachment for processing.

[\(Click Here for Online Parent Portal Request Instructions with Screenshots\)](#)

2. Use your Activation Key to create an account for Parent Portal.

To access the district's learning platform "itslearning" please complete step 3 below.

Enter your Activation Key and click submit.



**New User?**

Activate your Campus Portal account by entering the activation key sent to you by your district.

If you do not have an activation key, please contact your district to obtain one.

Activation Key \*


**Submit**

[Back to Login](#)

You will then be directed to enter a username and password, which can be anything of your choosing. For Example:

For Jane Doe, username = JaneDoe and password = testing1234(no spaces)

**NOTE: Password must be 8 characters and contain a number or symbol.**



Transforming K12 Education®

**Campus Portal**

**Campus Portal account creation successful!**

Forsyth County

Welcome **Jane Doe**, you are now ready to create your Campus Portal account. You must enter a user name and password that you will use to access Campus Portal in the future.

User Name

Password

0%

Verify Password

**Create Account**

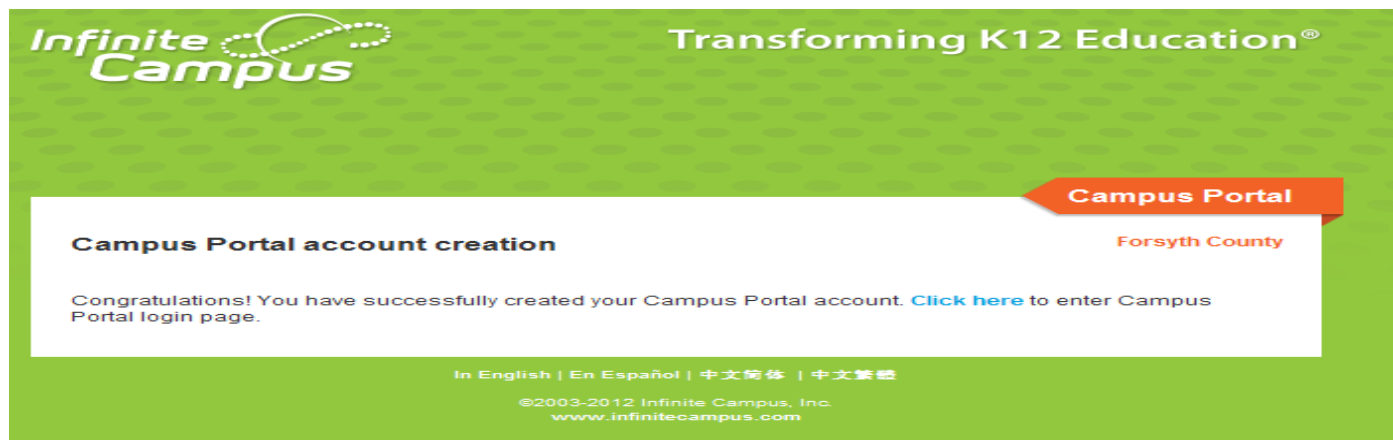
In English | En Español | 中文简体 | 中文繁體

©2003-2012 Infinite Campus, Inc.  
www.infinitecampus.com

Select Create Account.

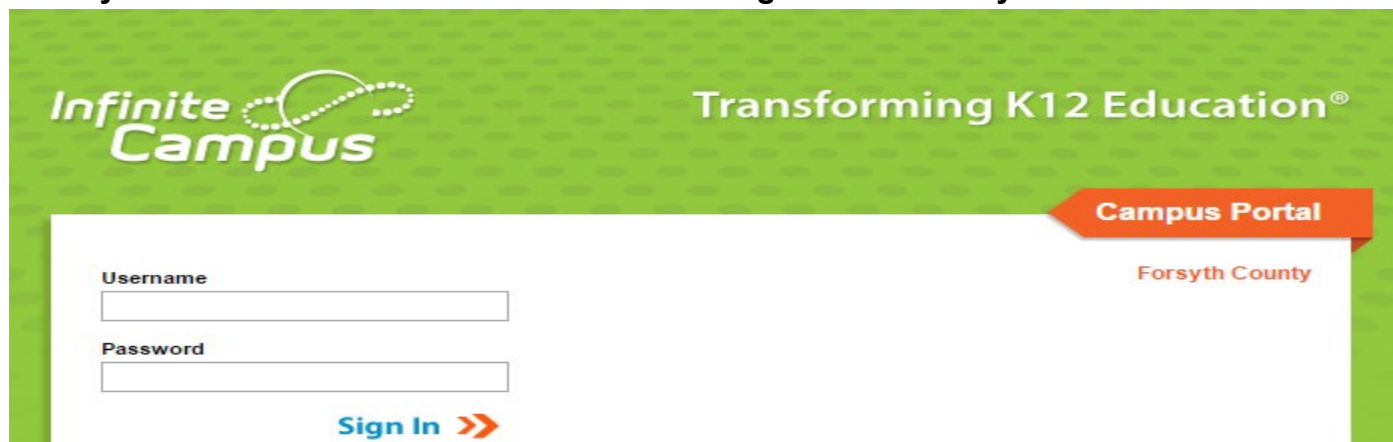
Enter your User Name and Password and click Sign In to access your account.

Click on the “Click here” link to bring up the login page.



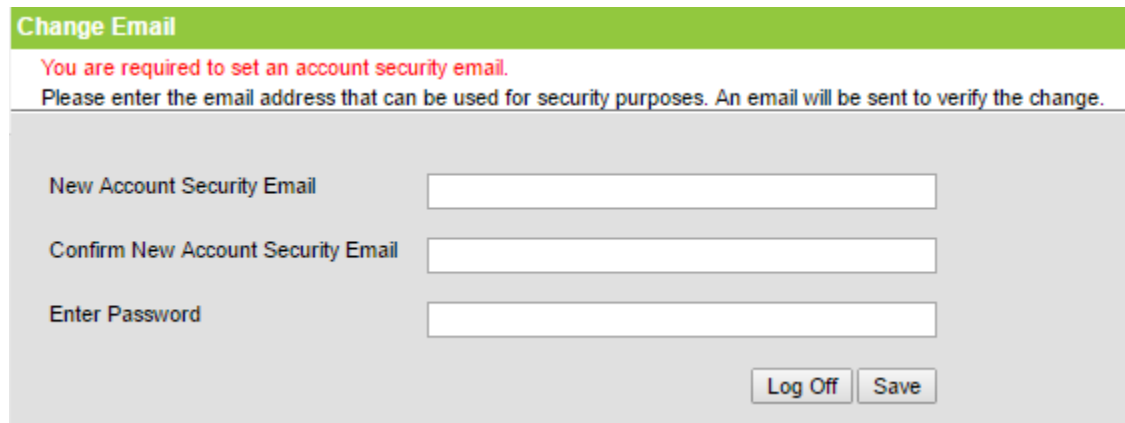
The screenshot shows the 'Campus Portal' section of the Infinite Campus website. The header includes the 'Infinite Campus' logo and the tagline 'Transforming K12 Education®'. A red banner on the right says 'Campus Portal' and 'Forsyth County'. The main content area is titled 'Campus Portal account creation' and contains a congratulatory message: 'Congratulations! You have successfully created your Campus Portal account. [Click here](#) to enter Campus Portal login page.' At the bottom, there are links for 'In English | En Español | 中文简体 | 中文繁體' and a copyright notice: '©2003-2012 Infinite Campus, Inc. www.infinitecampus.com'.

Enter your User Name and Password and click Sign In to access your account.



The screenshot shows the 'Sign In' page of the Infinite Campus website. The header is identical to the previous screenshot. A red banner on the right says 'Campus Portal' and 'Forsyth County'. The main content area has a white background and contains two input fields: 'Username' and 'Password'. Below these fields is a blue 'Sign In' button with a red double arrow icon.

You will now be required to set an Account Security/Recovery Email. Please enter a valid Email address, enter it a second time, then enter your password, and finally click Save.



The screenshot shows the 'Change Email' page of the Infinite Campus website. The header is green and says 'Change Email'. Below the header, there is a red message: 'You are required to set an account security email.' and a blue message: 'Please enter the email address that can be used for security purposes. An email will be sent to verify the change.' The main content area has a light gray background and contains three input fields: 'New Account Security Email', 'Confirm New Account Security Email', and 'Enter Password'. At the bottom right, there are two buttons: 'Log Off' and 'Save'.

### **Infinite Campus Mobile Portal App Setup Instructions:**

- 1. Download the Infinite Campus Mobile Portal App**
- 2. District Name: Forsyth**
- 3. Select a State: Georgia**
- 4. Click on Search**
- 5. Click on Forsyth County**
- 6. Enter Username**
- 7. Enter Password**
- 8. Click on Login**